



LG BEOWULF

BREEDERS REFERENCE: LGWU182 TRIAL STATUS: UK RECOMMENDED PARENTAGE: COSTELLO X GLEAM

High yielding feed variety with an excellent agronomic package

WINTER WHEAT

KEY STRENGTHS

Consistent yield across regions, seasons and rotational positioning

Very good disease resistance

Very stiff strawed variety

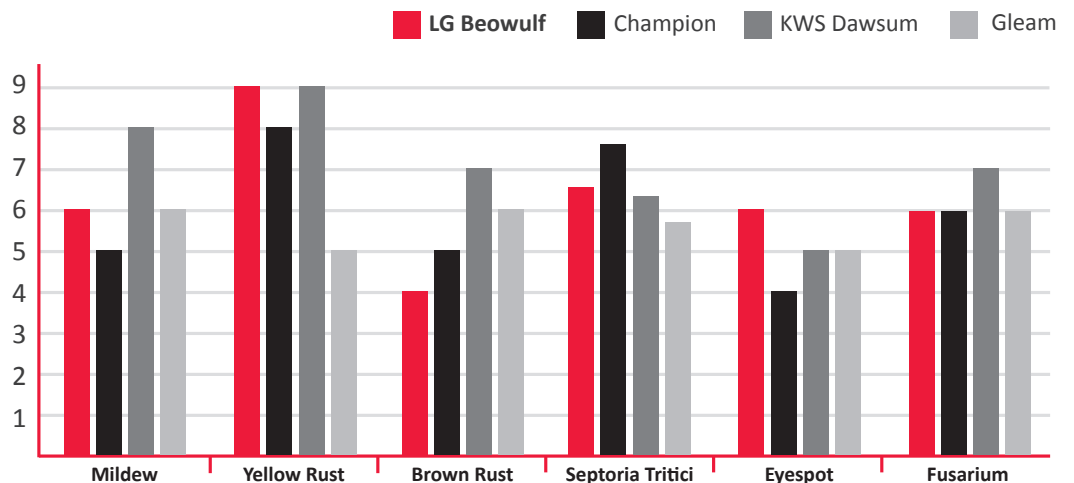
High Specific Weight

OWBM Resistance



	LG BEOWULF	Champion	KWS Dawsum	Gleam
YIELD (% of treated control)				
UK	105	107	103	103
East	106	106	103	103
West	104	109	103	103
North	107	105	106	104
Untreated (% of treated control)	85	86	89	78

DISEASE RESISTANCE





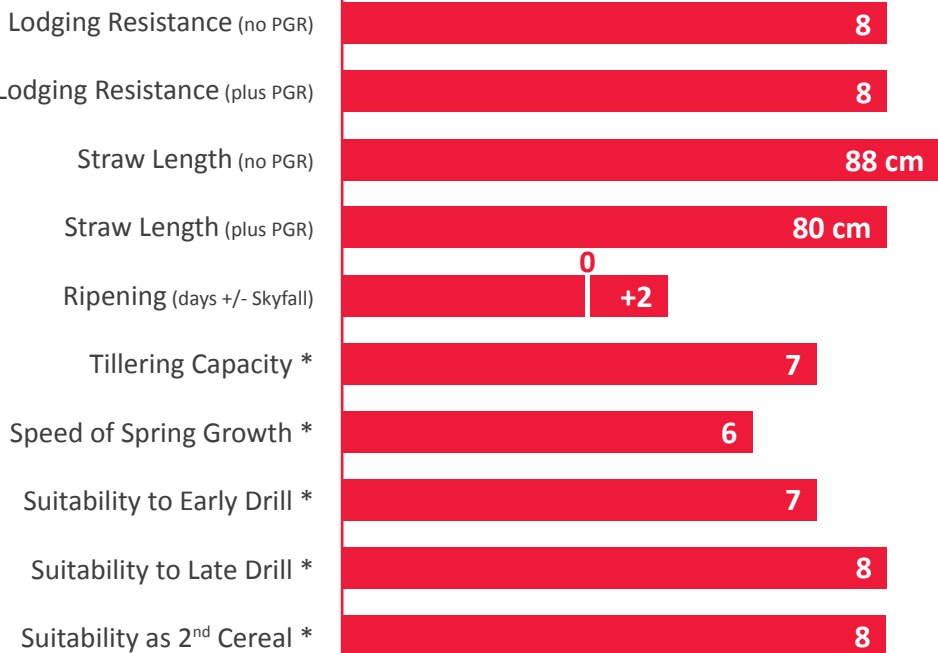
LG BEOWULF

BREEDERS REFERENCE: LGWU182 TRIAL STATUS: UK RECOMMENDED PARENTAGE: COSTELLO X GLEAM

High yielding feed variety with an excellent agronomic package


WINTER WHEAT

AGRONOMIC PROFILE



	LG BEOWULF	Champion	KWS Dawsum	Gleam
GRAIN QUALITY				
Specific Weight (kg/hl)	78.5	75.6	79.9	77.1
Protein Content (%)	10.9	10.7	10.7	10.6
Hagberg Falling Number	253	246	310	221
Resistance to Sprouting (1-9)	[6]	[6]	[6]	6

SOWING WINDOW



Data used from AHDB 2025/2026 Recommended List. See <https://ahdb.org.uk/rl> for full dataset. On the 1-9 scales, high figures indicate that the variety shows the character to a high degree. (.) = limited data. Agronomic features marked with * are breeders perspective.